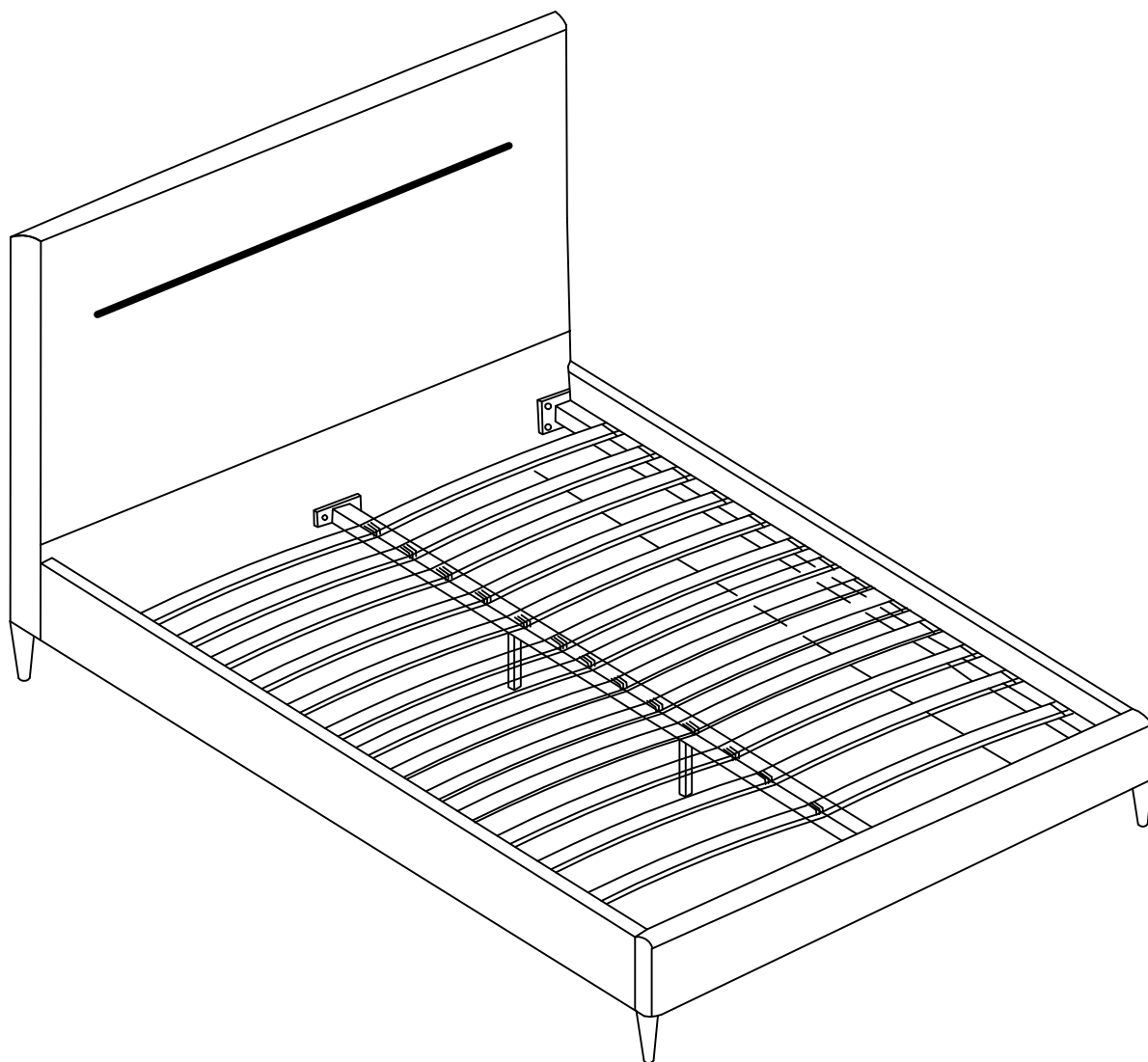
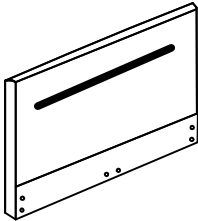
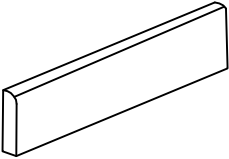
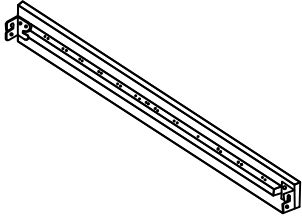
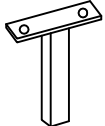


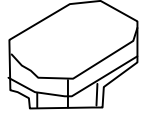


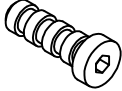
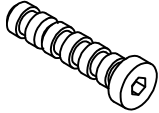



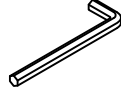

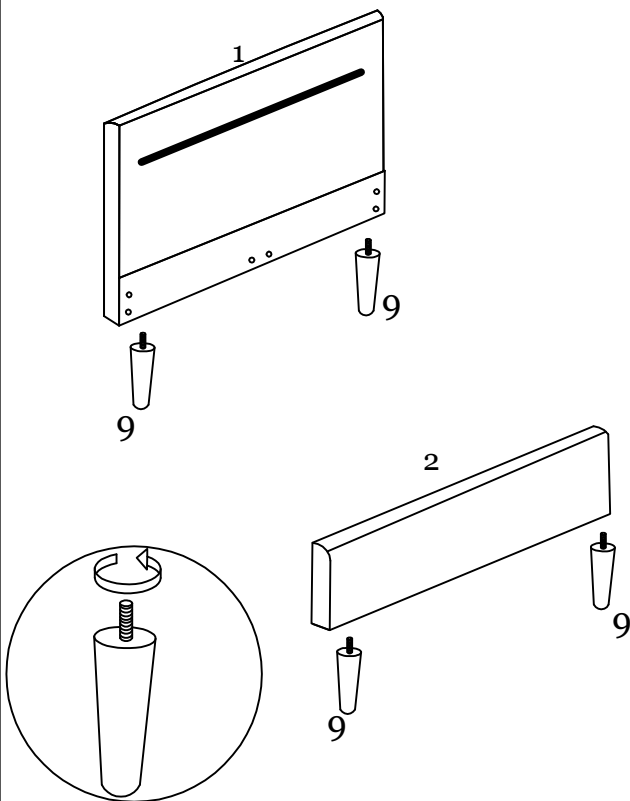


**ASSEMBLY INSTRUCTION**  
**ΟΔΗΓΙΕΣ ΣΥΝΑΡΜΟΛΟΓΗΣΗΣ**  
**Инструкция за сглобяване**

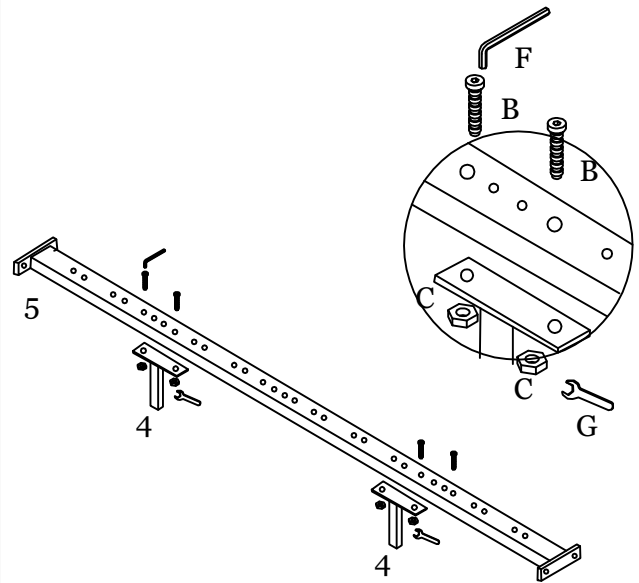


<p>1. X1</p> 	<p>2. X1</p> 	<p>3. X2</p> 	
<p>4. X2</p> 	<p>5. X1</p> 	<p>6. X13</p> 	
<p>7. X13</p> 	<p>8. X26</p> 	<p>9. X4</p> 	
<p>(A) M8*30mmX12</p> 		<p>(B) M8*35mmX4</p> 	
<p>(C) M8X4</p> 		<p>(D) X8</p> 	
<p>(E) X8</p> 		<p>(F) M5X1</p> 	
<p>(G) X1</p> 			

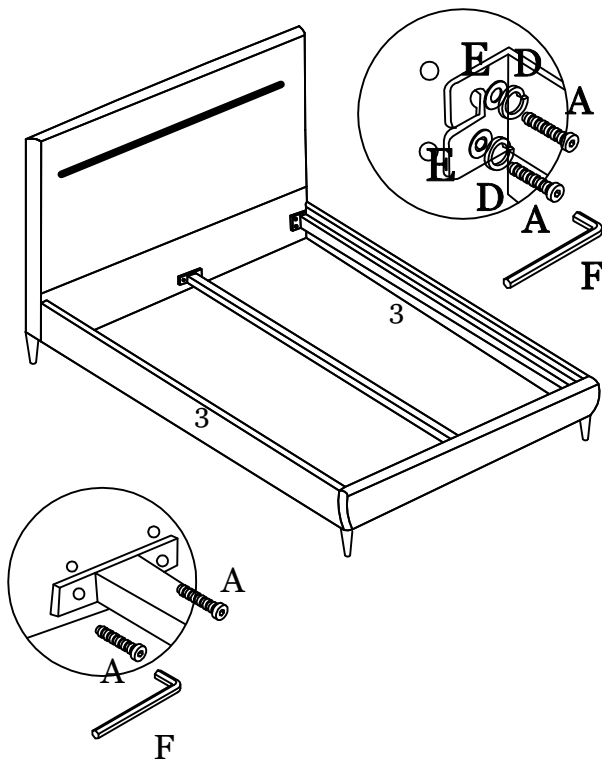
1)



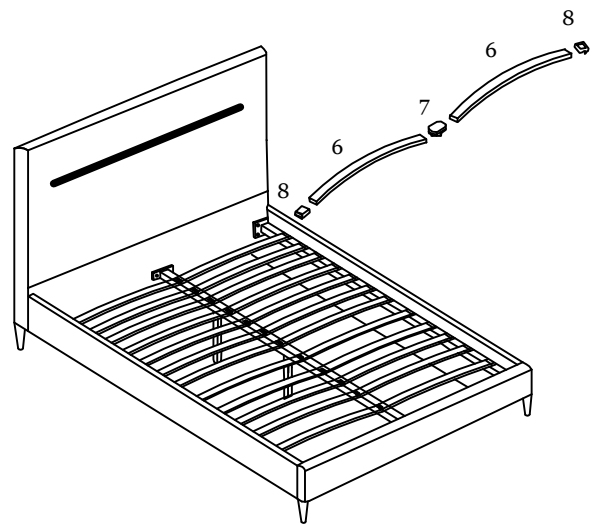
2)



3)



4)



## Οδηγίες Συναρμολόγησης & Καλής χρήσης

### **ΠΡΟΣΟΧΗ:**

- Πριν ξεκινήσετε την συναρμολόγηση του προϊόντος, βεβαιωθείτε ότι υπάρχουν όλα τα στοιχεία συναρμολόγησης.
- Μην πετάξετε τις συσκευασίες πριν ολοκληρώσετε την συναρμολόγηση του προϊόντος.
- Όταν συναρμολογείτε το κρεβάτι θα πρέπει να υπάρχει κενό ανάμεσα στα πόδια και το πάτωμα 3mm. Τα πόδια θα ακουμπήσουν στο πάτωμα μόνο όταν υπάρξει βάρος πάνω στο κρεβάτι.
- Να μην σύρετε το κρεβάτι μαζί με το στρώμα. Επίσης να μην το σύρετε πάνω σε χαλί ή άλλη τραχεία επιφάνεια. Αν χρειαστεί να μετακινήσετε το κρεβάτι, αφαιρέστε πρώτα το στρώμα και ύστερα σηκώστε το για να το μετακινήσετε.

## Assembly Instructions & Good use

### **ATTENTION:**

- Before you start assembling the product, make sure that there are all the necessary components for the assembly.
- Do not throw away the cartons of the product before you complete the assembly.
- When assembling the bed, there should be a gap between the support legs and the floor of 3mm. The feet will only touch the floor when there is weight on the bed.
- Do not drag the bed with the mattress on. Also, do not slide it on a carpet or other rough surface. If you need to move the bed, you need to take the mattress off of it and then lift the bed to move it.

## Инструкция за сглобяване и правилна употреба

### **Внимание:**

- Преди да започнете да сглобявате продукта, проверете дали всички необходими елементи за сглобяването са налични.
- Не изхвърляйте кашоните на продукта преди да го сглобите.
- Трябва да има 3 мм. разстояние между краката и пода, когато сглобявате леглото. Краката се допират в земята, когато има допълнителна тежест върху леглото.
- Не местете леглото, докато матрактът е върху него. Също така не го плъзгайте по паркетни или твърди подови настилки. Ако се налага да местите леглото, първо махнете матрака и след това повдигнете леглото, за да го преместите.