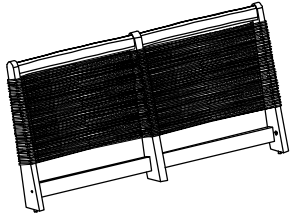


# ASSEMBLY INSTRUCTION

## CAVO SOFA


① x 1



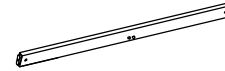
② x 1



③ x 2



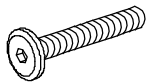
④ x 1



⑤ x 1

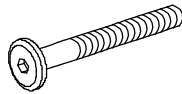


Ⓐ



Bolt 6x40 = 7 pcs  
Includes 1 extra bolt to  
help rotate barrel nuts to  
correct orientation

Ⓑ



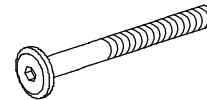
Bolt 6x70 = 4 pcs

Ⓒ



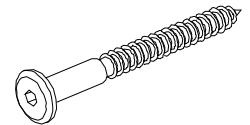
Barrel Nuts M6 = 4 pcs

Ⓓ



Bolt 6x85 = 2 pcs

Ⓔ



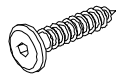
Screw 7x90 = 1 pc

Ⓕ



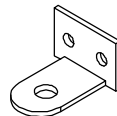
Screw 4x15 = 2 pcs

Ⓖ



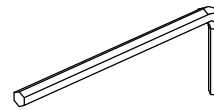
Screw M6x25 = 1 pc

Ⓗ



1 pc

Ⓘ

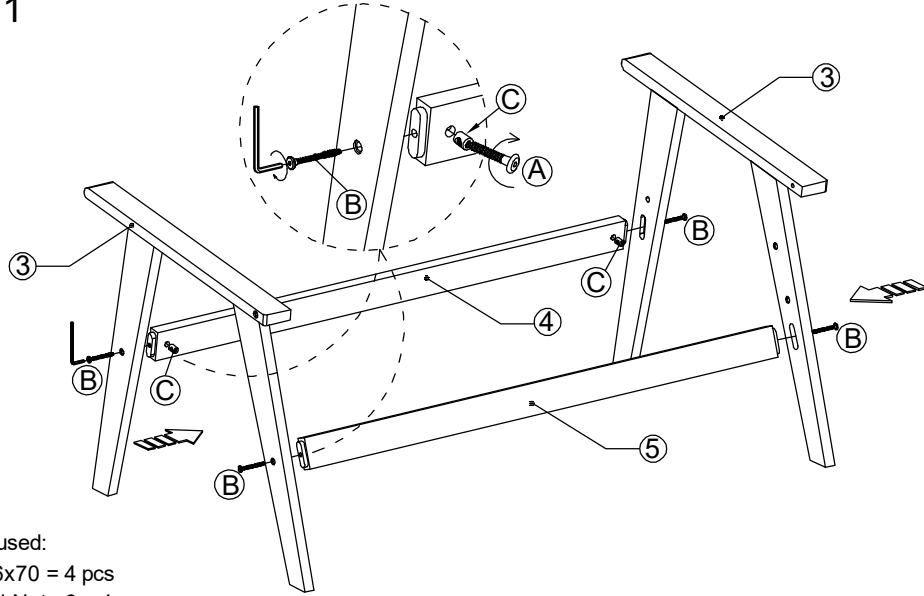


Hex Wrench = 1 pc

# ASSEMBLY INSTRUCTION

## CAVO SOFA

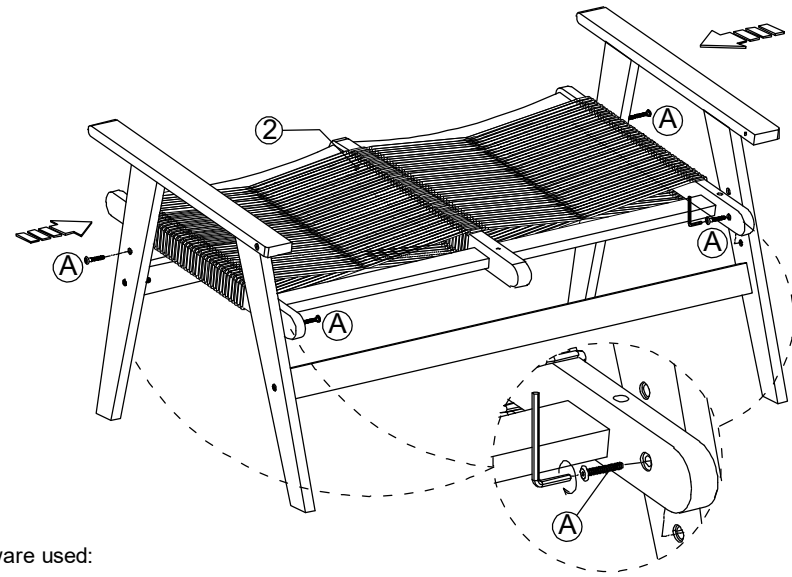
### STEP 1



Hardware used:

- (B) Bolt 6x70 = 4 pcs
- (C) Barrel Nuts 6 = 4 pcs
- (A) Bolt 6x40 = 1 pc to help rotate barrel nuts to correct orientation

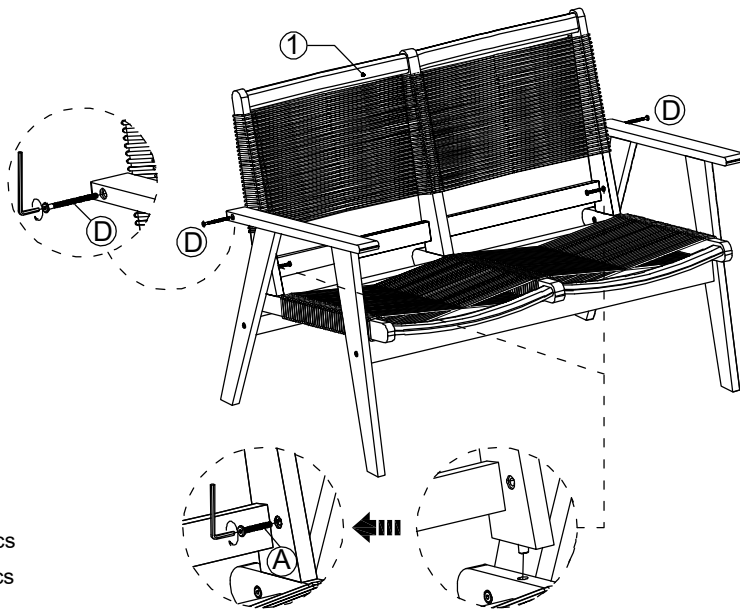
### STEP 2



Hardware used:

- (A) Bolt 6x40 = 4 pcs

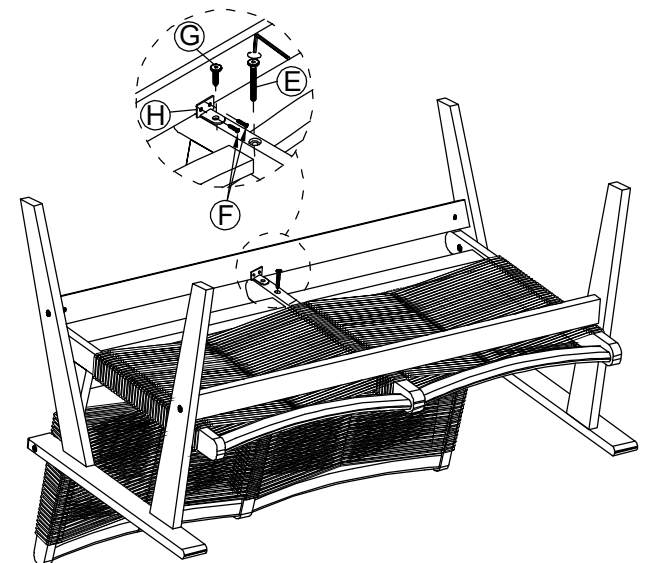
### STEP 3



Hardware used:

- (A) Bolt 6x40 = 2 pcs
- (D) Bolt 6x85 = 2 pcs

### STEP 4



Hardware used:

- (E) Screw 7x90 = 1 pc
- (F) Screw 4x15 = 2 pcs
- (G) Screw 6x25 = 1 pc
- (H) = 1 pc

**ASSEMBLY INSTRUCTION**  
**CAVO SOFA**

