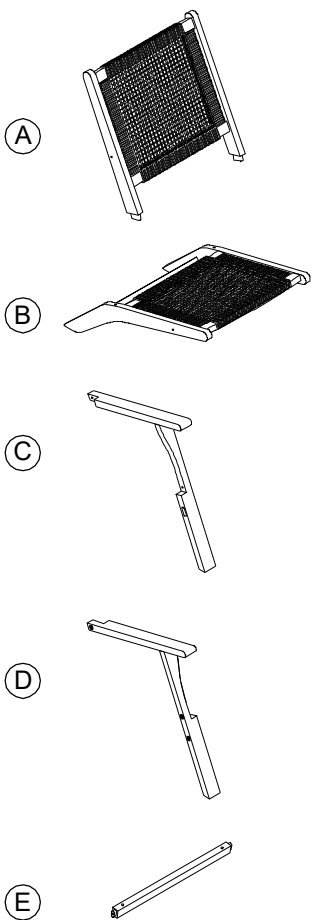
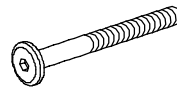


## PARTS LIST

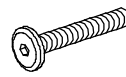


PART	DESCRIPTION	QUANTITY
(A)	Seat Back	1
(B)	Seat	1
(C)	Left Arm/Leg	1
(D)	Right Arm/Leg	1
(E)	Brace	1

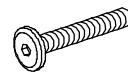
## HARDWARE CONTENTS



①  
Bolt M6x95  
Qty: 4



②  
Bolt M6x45  
Qty: 4



③  
Bolt M6x45\*  
Qty: 1  
Turn barrel nut.  
(Aligning barrel nut's  
hole with bolt)



④  
Barrel Nuts M6  
Qty: 4

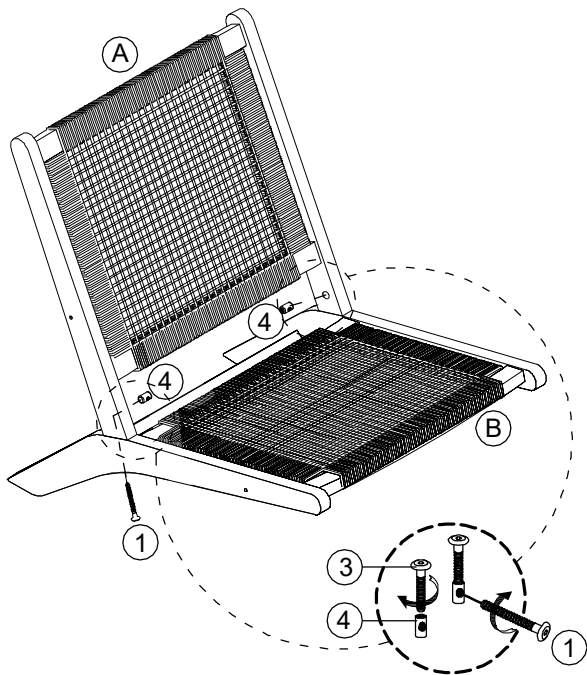


⑤  
Washer 20mm  
Qty: 6



⑥  
Hex Wrench  
Qty: 1

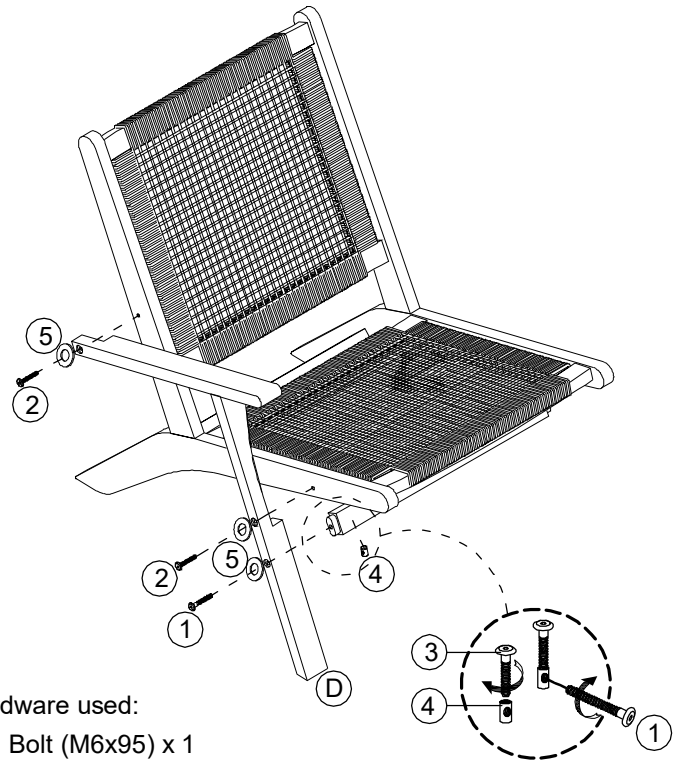
**Step 1:**  
Just Tighten 60-80% ( Do not fully tighten)



Hardware used:

- ① Bolt (M6x95) x 2
- ③ Bolt (M6x45\*) x 1
- ④ Barrel Nuts M6 x 2

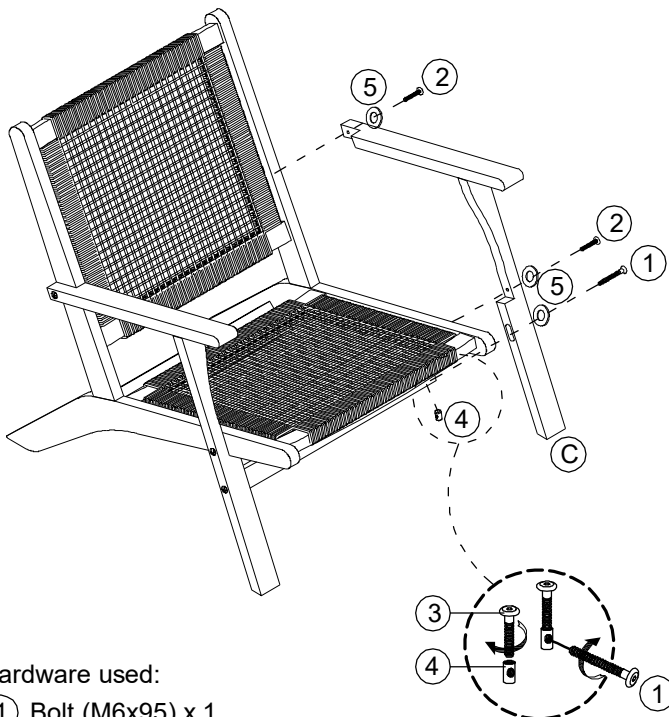
**Step 2:**  
Just Tighten 60-80% ( Do not fully tighten)



Hardware used:

- ① Bolt (M6x95) x 1
- ② Bolt (M6x45) x 2
- ③ Bolt (M6x45\*) x 1
- ④ Barrel Nuts M6 x 1
- ⑤ Washer x3

**Step 3:**  
Just Tighten 60-80% ( Do not fully tighten)



Hardware used:

- ① Bolt (M6x95) x 1
- ② Bolt (M6x45) x 2
- ③ Bolt (M6x45\*) x 1
- ④ Barrel Nuts M6 x 1
- ⑤ Washer x3

**Step 4:**  
Fully tighten all hardware( not over-tighten)

