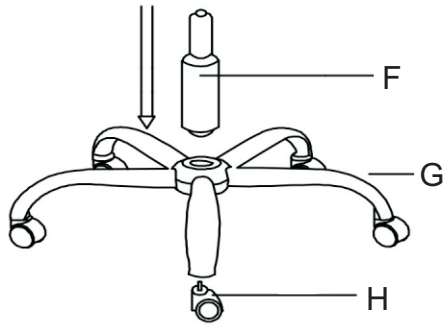


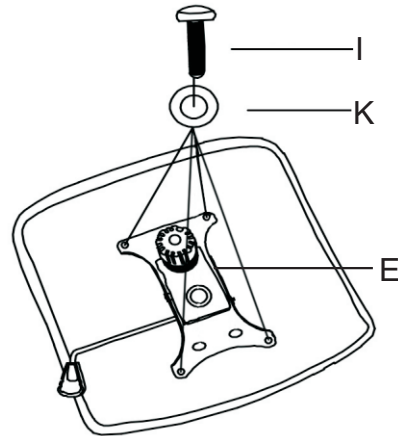
ASSEMBLY INSTRUCTION

ASSEMBLY PROGRAM

STEP 1



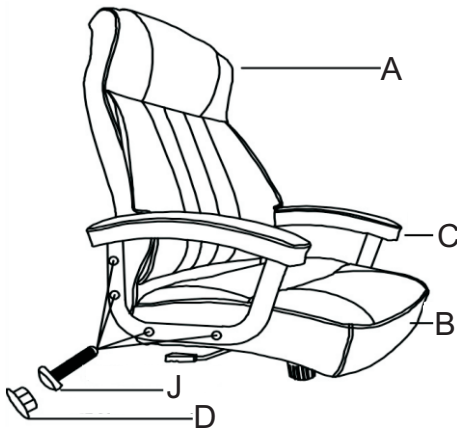
STEP 2



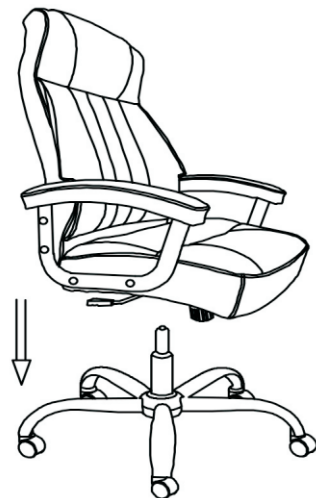
FINISH



STEP 3



STEP 4



PARTS x QTY

A=Backrest x1	G=Base x1
B=Cushion x1	H=Castor x5
C=Armrest x2	I=Screw(M6X20mm) x4
D=Plastic Cover x8	J=Screw(M6X25mm) x8
E=Mechanism x1	K=Spacer(M6X18mm) x4
F=Gaslift x1	L=Spanner x1