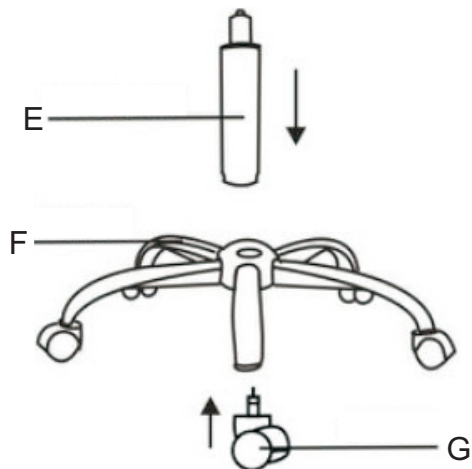


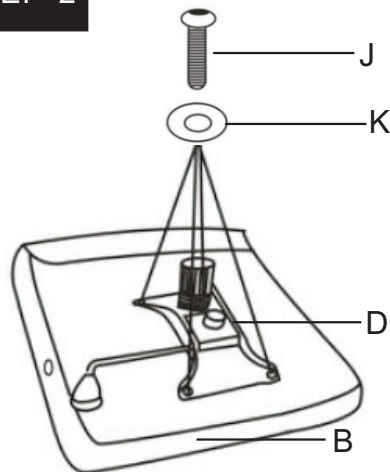
ASSEMBLY INSTRUCTION

ASSEMBLY PROGRAM

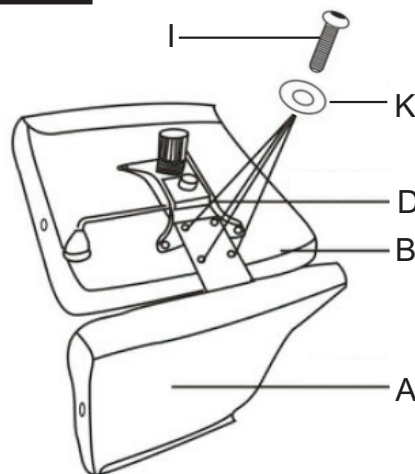
STEP 1



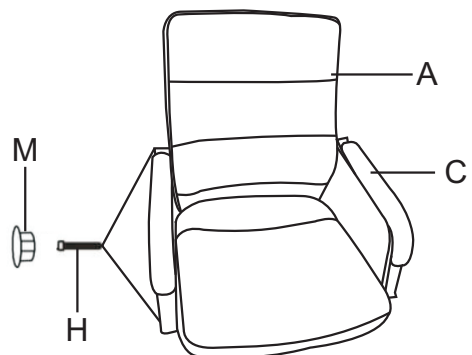
STEP 2



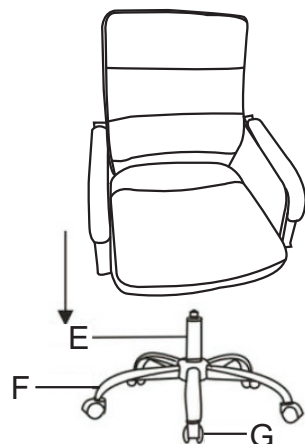
STEP 3



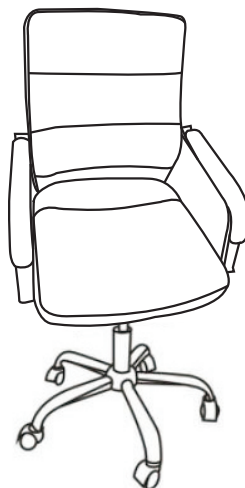
STEP 4















STEP 5



FINISH



PARTS x QTY

A=Backrest x1	H=Screw(M8X30mm) x4
	
B=Cushion x1	I=Screw(M6X30mm) x4
	
C=Armrest x2	J=Screw(M6X20mm) x4
	
D=Mechanism x1	K=Spacer(M6X18mm) x8
	
E=Gaslift x1	M=Cover x4
	
F=Base x1	M=Spanner x1
	
G=Caster x5	N=Spanner x1
